



K/1st Grade ELL Packet

April 27th - May 7th

Mrs. Tyrell

ctyrell@bbsd.org

Hello!

I hope that you are all doing well. Attached you will find our ELL work packet. Your child should be able to do most of the work by himself because it is mostly review of what we have done already. He may need you to help him read some words/sentences with him. Please email me if you have any questions. I will be going over the packets on Zoom. Please check our Google Classroom for daily updates. Reach out if you need anything!

Take care,
Mrs. Tyrell

¡Hola!







Espero que todos estén bien. Adjunto encontrará nuestro paquete de trabajo ELL. Su hijo debería poder hacer la mayor parte del trabajo por sí mismo porque es principalmente una revisión de lo que ya hemos hecho. Es posible que necesite que lo ayudes a leer algunas palabras / oraciones con él. Por favor envíeme un correo electrónico si tiene alguna pregunta. Revisaré los paquetes en Zoom. Por favor, consulte nuestro Google Classroom para actualizaciones diarias. ¡Ponte en contacto si necesitas algo!

Cuídate,
La señora Tyrell

Color words

Kindergarten Colors Worksheet










Read the color words and color the whales.



Color words

Kindergarten Colors Worksheet




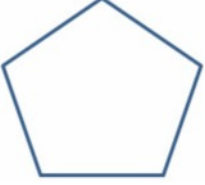

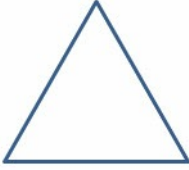


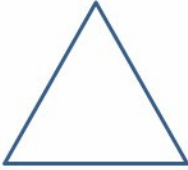



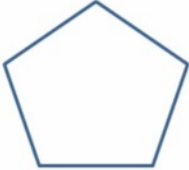


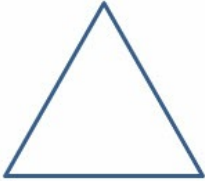




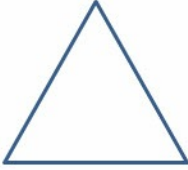



Read the color words and color the apples.



Shapes

Kindergarten Shapes Worksheet






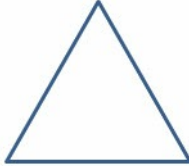









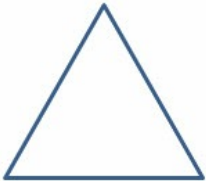








Color the correct shape.

circle				
square				
triangle				
pentagon				
rectangle				
star				

Shapes

Kindergarten Shapes Worksheet

Color the correct shape.

star				
rectangle				
circle				
square				
oval				
triangle				

Completing sentences using picture clues

Kindergarten Reading Comprehension Worksheet

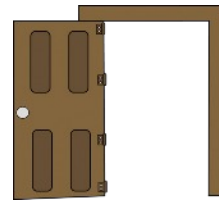
Write the last word in each sentence. Use the picture as a clue.

I see the



bed
snail

I see the



star
door

I see the



moon
fox

I see the



lock
rope

I see the




straw
pie

Completing sentences using picture clues

Kindergarten Reading Comprehension Worksheet

Write the last word in each sentence. Use the picture as a clue.

I see the



pen
pig

I see the



rock
tie

I see the



nose
jar

I see the



cup
hand

I see the




sock
gem

Matching sentences and pictures

Kindergarten Reading Comprehension Worksheet

Draw a line from the sentence to the matching picture.

The apple pie is
yummy.




The square is blue.



The flag is flying.



The sky is cloudy.



The boy reads a
book.



Matching sentences and pictures

Kindergarten Reading Comprehension Worksheet

Draw a line from the sentence to the matching picture.

The cow likes to
eat hay.



The bear is big
and brown.



The sun rises in the
morning.



There is a cat on
the mat.



The girl likes to
bake.



Matching sentences and pictures

Kindergarten Reading Comprehension Worksheet

Draw a line from the sentence to the matching picture.

The hen is
clucking.



Summer is my
favorite season.



The alarm clock is
ringing.



It is time for bed.



One day we built
a snowman.



Imagine, draw and write

Kindergarten Drawing and Writing Worksheet

What is in the treasure box?



Draw a picture about it:

Write about it:

Word Shapes

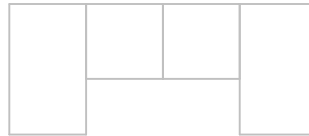
Kindergarten Sight Words Worksheet

Print the words from the list in the empty boxes. The shape of the word must match the shape of the boxes.

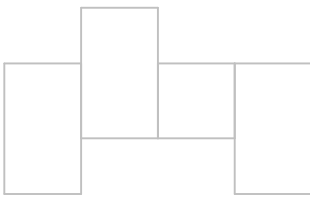
1.



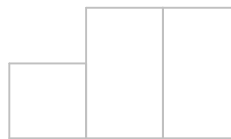
2.



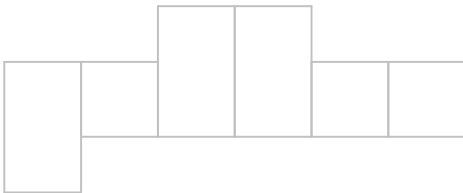
3.



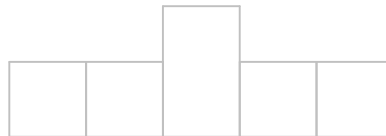
4.



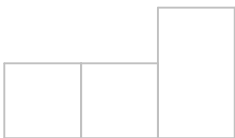
5.



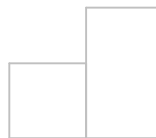
6.



7.



8.



A. yellow
H. jump

B. play

C. at

D. all

E. out

F. was

G. under

Word Shapes

Kindergarten Sight Words Worksheet

Print the words from the list in the empty boxes. The shape of the word must match the shape of the boxes.

1.

w	a	s
---	---	---

2.

j	u	m	p
---	---	---	---

3.

p	l	a	y

4.

a	l	l

5.

y	e	l	l	o	w

6.

u	n	d	e	r

7.

o	u	t

8.

a	t

A. yellow
H. jump

B. play

C. at

D. all

E. out

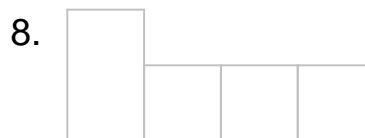
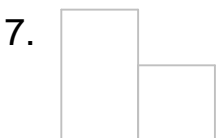
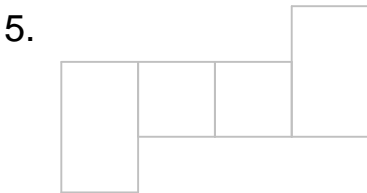
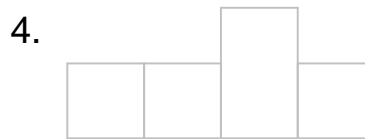
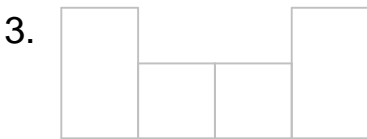
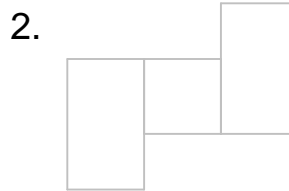
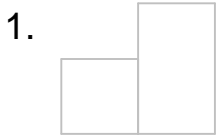
F. was

G. under

Word Shapes

Kindergarten Sight Words Worksheet

Print the words from the list in the empty boxes. The shape of the word must match the shape of the boxes.



- A. good B. run C. to D. look E. get F. into G. it H. have

Word Shapes

Kindergarten Sight Words Worksheet

Print the words from the list in the empty boxes. The shape of the word must match the shape of the boxes.

1.

i	t
---	---

2.

g	e	t
---	---	---

3.

l	o	o	k
---	---	---	---

4.

i	n	t	o
---	---	---	---

5.

g	o	o	d
---	---	---	---

6.

r	u	n
---	---	---

7.

t	o
---	---

8.

h	a	v	e
---	---	---	---

- A. good B. run C. to D. look E. get F. into G. it H. have