



**K/1st Grade ELL Packet**

**May 26th - June 4th**

***Mrs. Tyrell***

**ctyrell@bbsd.org**

Hello!

I hope that you are all doing well. Attached you will find our ELL work packet. Your child should be able to do most of the work by himself because it is mostly review of what we have done already. He may need you to help him read some words/sentences with him. Please email me if you have any questions. I will be going over the packets on Zoom. Please check our Google Classroom for daily updates. Reach out if you need anything!

Take care,  
***Mrs. Tyrell***

¡Hola!






Espero que todos estén bien. Adjunto encontrará nuestro paquete de trabajo ELL. Su hijo debería poder hacer la mayor parte del trabajo por sí mismo porque es principalmente una revisión de lo que ya hemos hecho. Es posible que necesite que lo ayudes a leer algunas palabras / oraciones con él. Por favor envíeme un correo electrónico si tiene alguna pregunta. Revisaré los paquetes en Zoom. Por favor, consulte nuestro Google Classroom para actualizaciones diarias. ¡Ponte en contacto si necesitas algo!

Cuídate,  
***La señora Tyrell***

## Understanding “before” and “after”

---

### Kindergarten Positional Words Worksheets: Before and After







Color the shape before the circle blue.

Color the shape after the circle yellow.

Color the shape before the heart green.

Color the shape after the square red.



Color the shape after the triangle green.

Color the shape before the star red.






Color the shape after the square yellow.

Color the shape before the circle blue.

## Understanding “before” and “after”

---

### Kindergarten Positional Words Worksheets: Before and After







Color the shape before the triangle blue.

Color the shape after the triangle yellow.

Color the shape before the star green.

Color the shape after the circle red.



Color the shape after the star green.

Color the shape before the heart red.


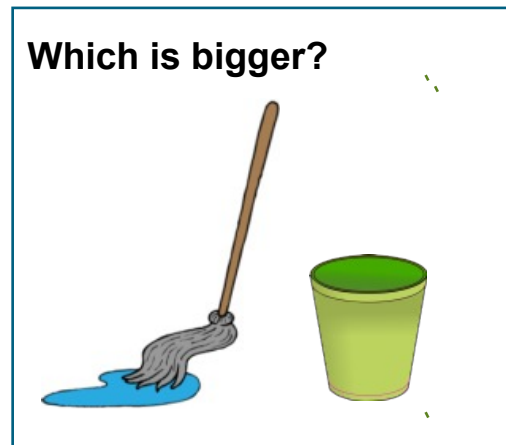
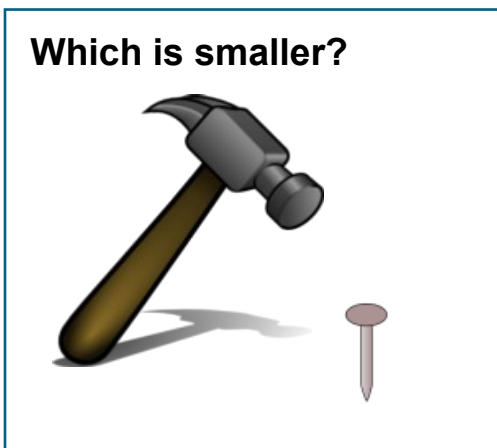
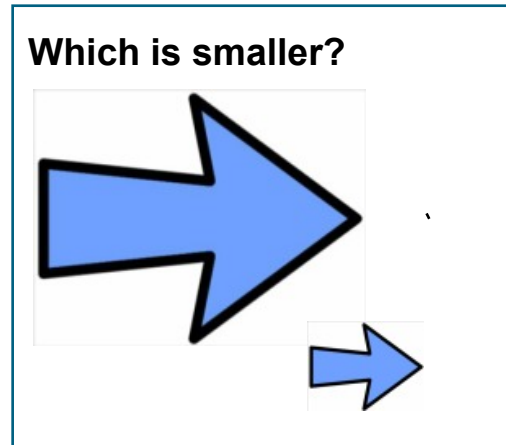
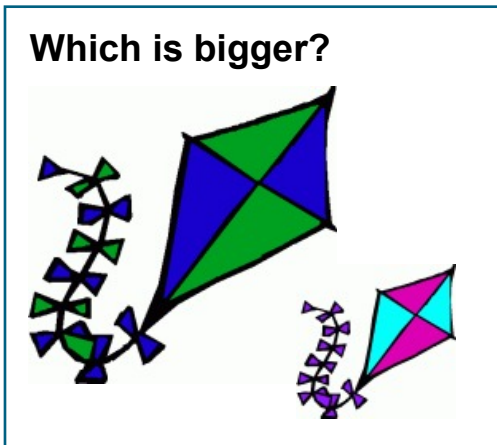
Color the shape after the circle yellow.

Color the shape before the triangle blue.

# Big vs. Small

## Kindergarten Size Comparison Worksheet

Look at the pictures in the boxes. Answer the questions by circling the correct picture.



# Big vs. Small

## Kindergarten Size Comparison Worksheet

Look at the pictures in the boxes. Answer the questions by circling the correct picture.

Which is bigger?




Which is smaller?



Which is smaller?




Which is bigger?



Which is smaller?



Which is bigger?



# Big vs. Small

## Kindergarten Size Comparison Worksheet

Look at the pictures in the boxes. Answer the questions by circling the correct picture.

Which is bigger?




Which is smaller?



Which is smaller?




Which is bigger?



Which is smaller?




Which is bigger?




# Identify groups with more/fewer objects

## Kindergarten More-than-Less-than Worksheet

Circle the group with more mice.




Circle the group with fewer bugs.




# Identify groups with more/fewer objects

## Kindergarten More-than-Less-than Worksheet

Circle the group with more bees.



Circle the group with fewer birds.

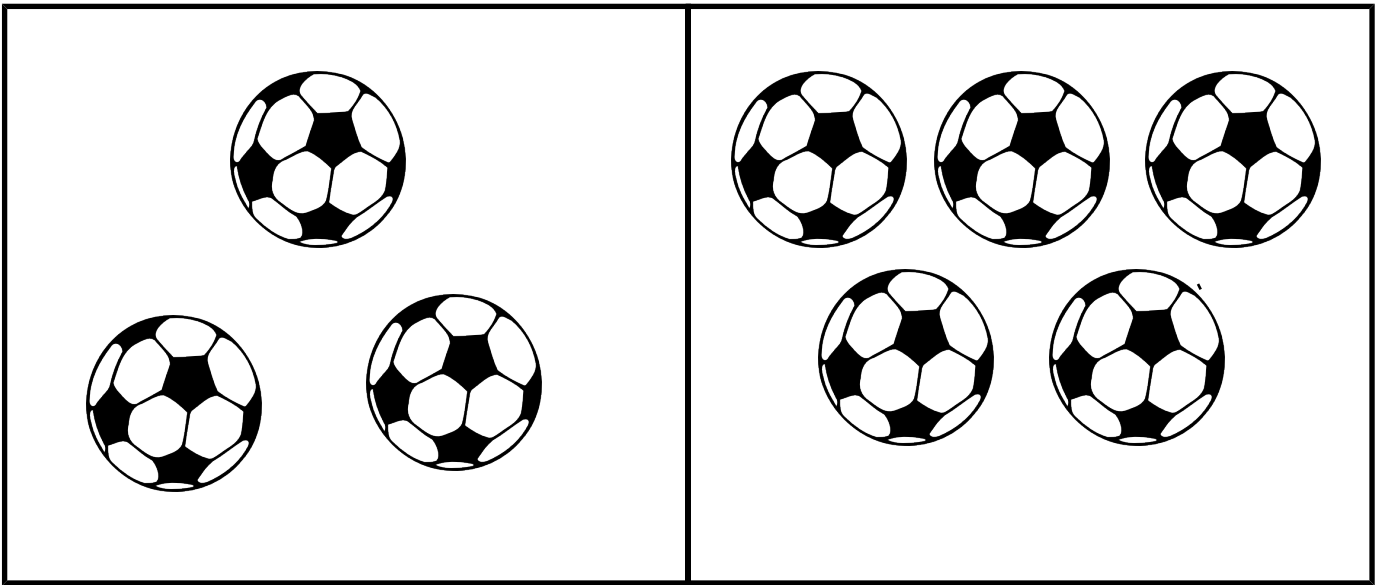




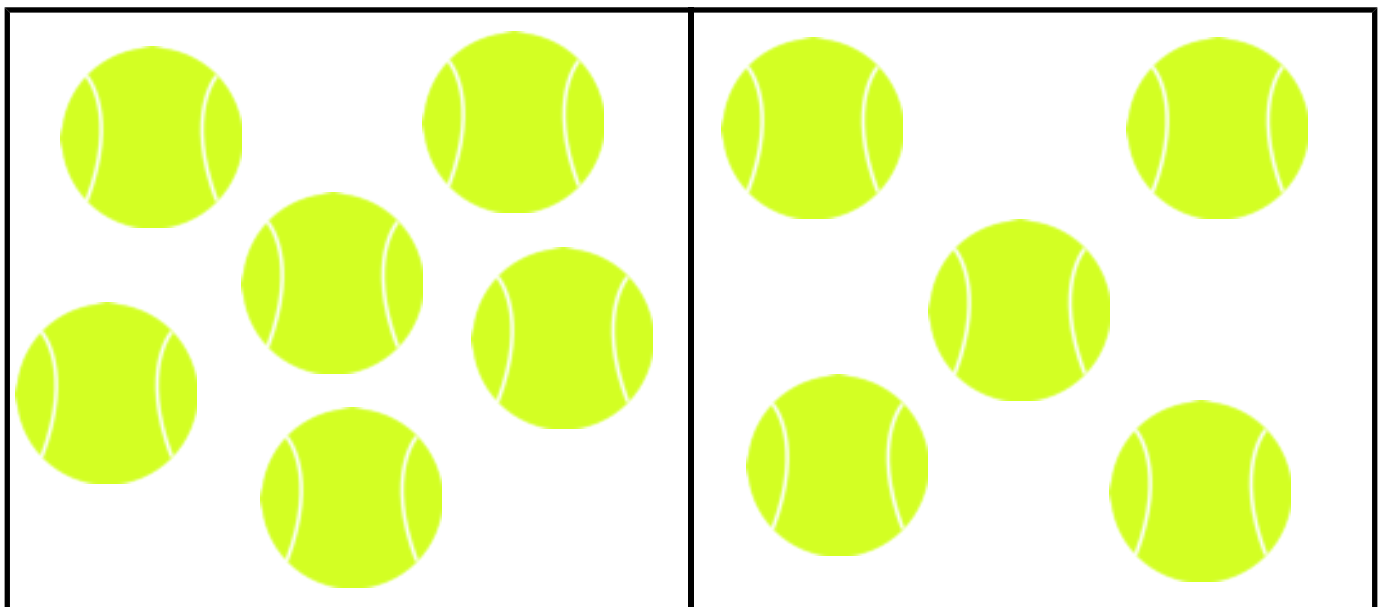
## Identify groups with more/fewer objects

### Kindergarten More-than-Less-than Worksheet

Circle the group with more soccer balls.




Circle the group with fewer tennis balls.




## Identify groups with more/fewer objects

### Kindergarten More-than-Less-than Worksheet

Circle the group with more pumpkins.




Circle the group with fewer cupcakes.



## Identify groups with more/fewer objects

### Kindergarten More-than-Less-than Worksheet

Circle the group with more pears.



Circle the group with fewer apples.

