

VIRTUAL LEARNING WEEK AT A GLANCE

April 1st-April 8th, 2020

DIRECT INSTRUCTION TIMES & GROUPS

GROUP 1

Jaivon
Brooke
Gabriel

9:30-10:30

If it's possible, please print out worksheets provided in this presentation. If you are unable to print, the weekly handouts will be available at the school for you to pick up. They will also be available digitally here.

Have a pencil and extra piece of paper ready :)

GROUP 2

Sammy **Polina**
Kyleigh **Olivia**

10:45-11:45

If it's possible, please print out worksheets provided in this presentation. If you are unable to print, the weekly handouts will be available at the school for you to pick up. They will also be available digitally here.

Have a pencil and extra piece of paper ready :)

GROUP 3

Giovanni **Colton**
Charlotte **Adison**
Peyton

12:00-1:00

If it's possible, please print out worksheets provided in this presentation. If you are unable to print, the weekly handouts will be available at the school for you to pick up. They will also be available digitally here.

Have a pencil and extra piece of paper ready :)

Resource Time

Monday-Thursday @ 1:00-2:00

This session is for students who have questions or concerns regarding their assignments!

If you are unable to attend a session, please message me via ClassDojo and we can make up the session at a time that is convenient! This schedule is flexible!

MATH

- ❑ Daily Instruction with your teacher on Zoom
- ❑ Practice Worksheet (Do with teacher on ZOOM)
- ❑ Prodigy (Math website)
- ❑ Review numbers 1-50 daily!

READING

- ❑ Daily Instruction with your teacher on Zoom
- ❑ Skill worksheet (Do with teacher on ZOOM)
- ❑ Lexia!
- ❑ Read! (Epic Books are OK!)
- ❑ Review Letter sounds daily!

ELA

- ❑ Writing worksheet (Do writing with teacher- finish drawing after ZOOM session)
- ❑ SpellingCity!

MONDAY-THURSDAY DAILY ASSIGNMENT OUTLINE

FRIDAY'S ARE RESERVED FOR TEACHER PLANNING TIME. STUDENTS MAY CATCH UP ON WORK, COMPLETE THEIR LEXIA AND PRODIGY LESSONS, AND READ BOOKS ON EPIC! OR



























STORYLINEONLINE.NET <3MRS. PINE

YOU CAN CHOOSE TO PRINT THE FOLLOWING MATERIALS
FOR YOUR CHILDREN TO COMPLETE WITH ME (MRS.
PINE) ON ZOOM!

YOU CAN ALSO TYPE ON THE SLIDES SHOULD YOU CHOOSE
TO REMAIN DIGITAL! (ALTHOUGH PRINTED COPIES ARE
PREFERRED!) YOU CAN ALSO PICK UP A HARD COPY OF THIS
PACKET AT THE FRONT OFFICE OF THE SCHOOL!



Alphabet Chart

Aa 	Bb 		
Cc 	Dd 	Ee 	Ff 
Gg 	Hh 	Ii 	Jj 
Kk 	Ll 	Mm 	Nn 
Oo 	Pp 	Qq 	Rr 
Ss 	Tt 	Uu 	Vv 
Ww 	Xx 	Yy 	Zz 

Numbers 1-50

1	2	3	4	5	6	7	8	9	10
---	---	---	---	---	---	---	---	---	----

11	12	13	14	15	16	17	18	19	20
----	----	----	----	----	----	----	----	----	----

21	22	23	24	25	26	27	28	29	30
----	----	----	----	----	----	----	----	----	----

31	32	33	34	35	36	37	38	39	40
----	----	----	----	----	----	----	----	----	----

41	42	43	44	45	46	47	48	49	50
----	----	----	----	----	----	----	----	----	----



Name: _____

Each sentence begins with a capital letter and ends with a period (full stop). Put your finger on the capital letter at the beginning and follow along as you listen. Then, answer the questions below.

Pia Piglet

1



Pia Piglet jumped out of the plane.

2




Pia's pink parachute opened up.

3



Pia Piglet landed safely on the grass.

- What happened in the story? Retell this story using the pictures to help you remember the important details.
- What part did you like the most?  the picture that shows the best part.

★ Listen and look for the spaces between words as an adult reads the story again. Jump or clap for each word you hear.



Name: _____

Each sentence begins with a capital letter and ends with a period (full stop). Put your finger on the capital letter at the beginning and follow along as you listen. Then, answer the questions below.


Carlos the Cat




Carlos the cat baked a cake.



Carlos put the cake in a big box.



Carlos the cat gave the cake to his friend.

- What happened in the story? Retell this story using the pictures to help you remember the important details.
- What part did you like the most?  the picture that shows the best part.

★ Listen and look for the spaces between words as an adult reads the story again. Jump or clap for each word you hear.



Name: _____

Look at each row and say the words in the first box. Blend the two words together to make a new word. Circle or



1

--	--	--

2

--	--	--

3

--	--	--

4

--	--	--

1. light + house, houseboat, lighthouse, airplane; 2. gum + ball, seagull, gumball, soccer ball; 3. hot + dog, hotdog, hamburger, doughnut; 4. pan + cake, pancake, cupcake, pancake


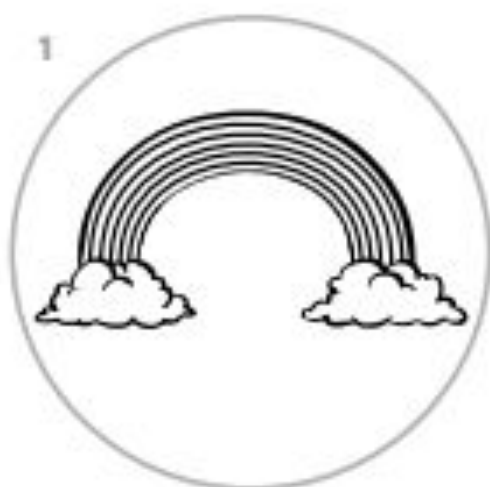
★ Name the pictures you did not




Name: _____

Look at the picture in each circle. Say the word in parts. Circle the pictures of the small words that you hear.

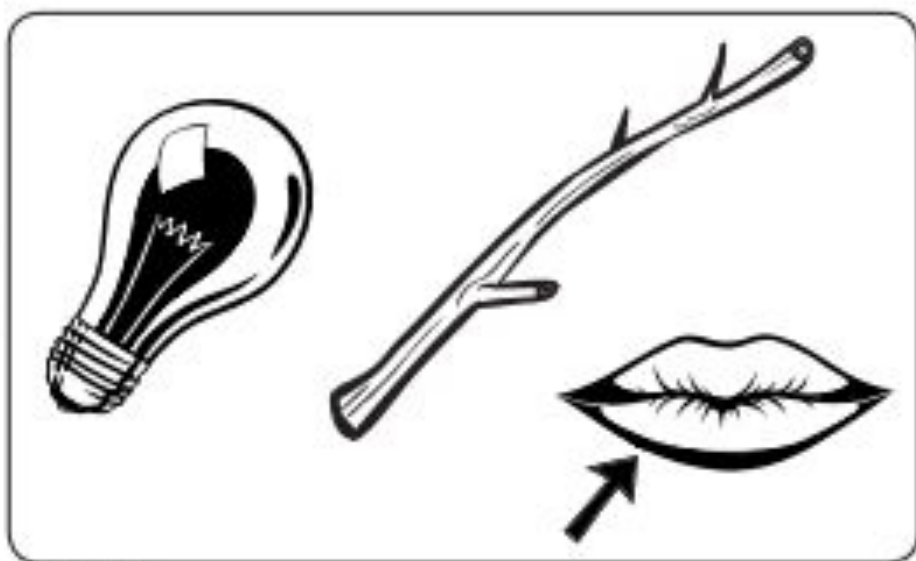
1



2



3



1. RAINBOW: rain, sun, bow; 2. FIREMAN: fire, fan, man; 3. LIPSTICK: light, stick, lip


★ Count the number of syllables in each circled word. Write the number in the circle.




Name: _____

Look at the picture in each circle. Say the word in parts. Circle the pictures of the small words that you hear.


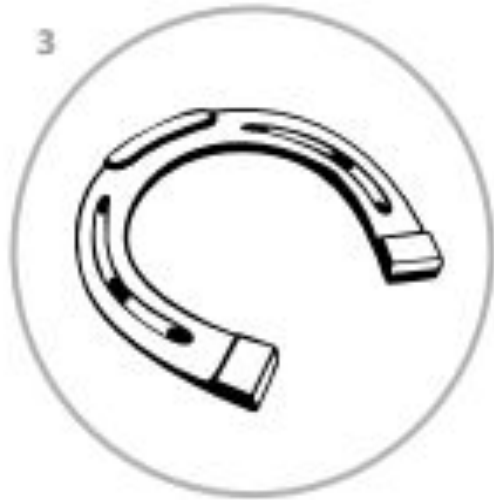
1



2



3



1. SEAHORSE: man, horse, sea 2. STARFISH: fish, star, boat 3. HORSESHOE: house, shoe, horse

★ Count the number of syllables in each circled word. Write the number in the circle.

Complete the addition with regrouping problems:

$$\begin{array}{r} + 38 \\ + 22 \\ \hline \end{array}$$

$$\begin{array}{r} + 34 \\ + 47 \\ \hline \end{array}$$

$$\begin{array}{r} + 56 \\ + 16 \\ \hline \end{array}$$

$$\begin{array}{r} + 69 \\ + 13 \\ \hline \end{array}$$

$$\begin{array}{r} + 25 \\ + 46 \\ \hline \end{array}$$

$$\begin{array}{r} + 17 \\ + 57 \\ \hline \end{array}$$

$$\begin{array}{r} + 38 \\ + 48 \\ \hline \end{array}$$

$$\begin{array}{r} + 23 \\ + 67 \\ \hline \end{array}$$

$$\begin{array}{r} + 78 \\ + 15 \\ \hline \end{array}$$

$$\begin{array}{r} + 26 \\ + 65 \\ \hline \end{array}$$

$$\begin{array}{r} + 24 \\ + 49 \\ \hline \end{array}$$

$$\begin{array}{r} + 66 \\ + 29 \\ \hline \end{array}$$

Write the fraction:









Match the fractions:




$$\frac{2}{6}$$



$$\frac{4}{7}$$



$$\frac{1}{4}$$

Circle the coins
that make: **32¢**

Complete the addition with regrouping problems:

$$\begin{array}{r} + 63 \\ 29 \\ \hline \end{array}$$

$$\begin{array}{r} + 18 \\ 43 \\ \hline \end{array}$$

$$\begin{array}{r} + 75 \\ 16 \\ \hline \end{array}$$

$$\begin{array}{r} + 17 \\ 55 \\ \hline \end{array}$$

$$\begin{array}{r} + 64 \\ 26 \\ \hline \end{array}$$

$$\begin{array}{r} + 79 \\ 12 \\ \hline \end{array}$$

$$\begin{array}{r} + 39 \\ 22 \\ \hline \end{array}$$

$$\begin{array}{r} + 34 \\ 27 \\ \hline \end{array}$$

$$\begin{array}{r} + 44 \\ 29 \\ \hline \end{array}$$

$$\begin{array}{r} + 16 \\ 66 \\ \hline \end{array}$$

$$\begin{array}{r} + 74 \\ 18 \\ \hline \end{array}$$

$$\begin{array}{r} + 25 \\ 65 \\ \hline \end{array}$$

Complete the addition with regrouping problems:

$$\begin{array}{r} + 47 \\ + 25 \\ \hline \end{array}$$

$$\begin{array}{r} + 51 \\ + 39 \\ \hline \end{array}$$

$$\begin{array}{r} + 26 \\ + 56 \\ \hline \end{array}$$

$$\begin{array}{r} + 27 \\ + 27 \\ \hline \end{array}$$

$$\begin{array}{r} + 48 \\ + 39 \\ \hline \end{array}$$

$$\begin{array}{r} + 73 \\ + 17 \\ \hline \end{array}$$

$$\begin{array}{r} + 52 \\ + 39 \\ \hline \end{array}$$

$$\begin{array}{r} + 67 \\ + 26 \\ \hline \end{array}$$

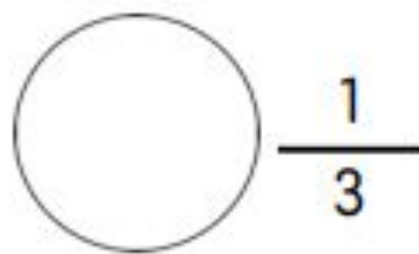
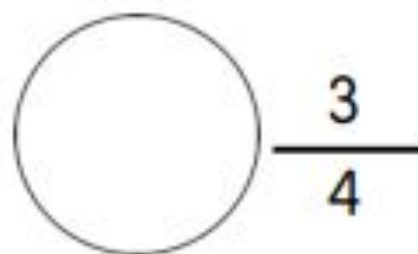
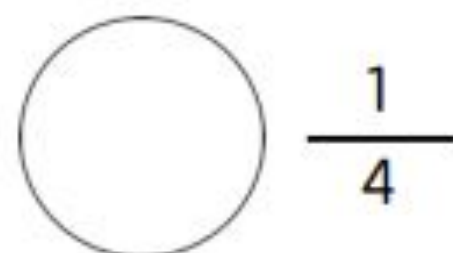
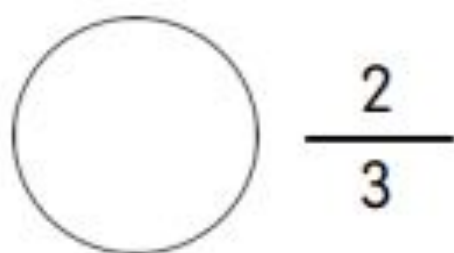
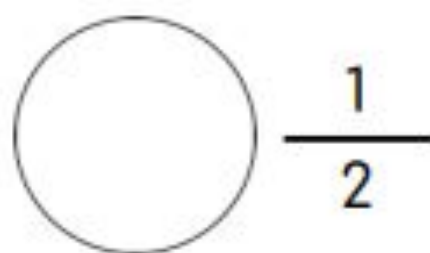
$$\begin{array}{r} + 28 \\ + 29 \\ \hline \end{array}$$

$$\begin{array}{r} + 45 \\ + 45 \\ \hline \end{array}$$

$$\begin{array}{r} + 36 \\ + 37 \\ \hline \end{array}$$

$$\begin{array}{r} + 48 \\ + 28 \\ \hline \end{array}$$

Draw each fraction in the circle:



Fill in numbers for the more than, less than, and equal to symbols:

_____	>	_____	_____	>	_____
_____	<	_____	_____	<	_____
_____	>	_____	_____	>	_____

Complete the addition with regrouping problems:

$$\begin{array}{r} + 35 \\ + 56 \\ \hline \end{array}$$

$$\begin{array}{r} + 72 \\ + 19 \\ \hline \end{array}$$

$$\begin{array}{r} + 63 \\ + 29 \\ \hline \end{array}$$

$$\begin{array}{r} + 17 \\ + 56 \\ \hline \end{array}$$

$$\begin{array}{r} + 27 \\ + 57 \\ \hline \end{array}$$

$$\begin{array}{r} + 66 \\ + 29 \\ \hline \end{array}$$

$$\begin{array}{r} + 59 \\ + 11 \\ \hline \end{array}$$

$$\begin{array}{r} + 46 \\ + 24 \\ \hline \end{array}$$

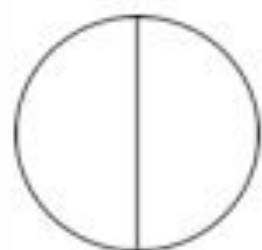
$$\begin{array}{r} + 25 \\ + 55 \\ \hline \end{array}$$

$$\begin{array}{r} + 58 \\ + 23 \\ \hline \end{array}$$

$$\begin{array}{r} + 24 \\ + 58 \\ \hline \end{array}$$

$$\begin{array}{r} + 57 \\ + 35 \\ \hline \end{array}$$

Fill in the circles according to the fraction:



$$\frac{1}{2}$$



$$\frac{1}{6}$$



$$\frac{1}{9}$$



$$\frac{4}{7}$$



$$\frac{2}{3}$$

Complete the addition with regrouping problems:

$$\begin{array}{r} + 58 \\ 17 \\ \hline \end{array}$$

$$\begin{array}{r} + 46 \\ 47 \\ \hline \end{array}$$

$$\begin{array}{r} + 26 \\ 59 \\ \hline \end{array}$$

$$\begin{array}{r} + 68 \\ 13 \\ \hline \end{array}$$

$$\begin{array}{r} + 45 \\ 35 \\ \hline \end{array}$$

$$\begin{array}{r} + 47 \\ 23 \\ \hline \end{array}$$

$$\begin{array}{r} + 58 \\ 38 \\ \hline \end{array}$$

$$\begin{array}{r} + 34 \\ 57 \\ \hline \end{array}$$

$$\begin{array}{r} + 59 \\ 11 \\ \hline \end{array}$$

$$\begin{array}{r} + 24 \\ 57 \\ \hline \end{array}$$

$$\begin{array}{r} + 58 \\ 26 \\ \hline \end{array}$$

$$\begin{array}{r} + 47 \\ 35 \\ \hline \end{array}$$

Name:

Read. Write. Illustrate.

Date:

It is a cat.

Did you capitalize your sentence?

It is a cat.

Did you end your sentence with correct punctuation?

It is a cat.

Did you leave a finger space?



Do you have a setting and characters?

Checklist:

He is a glad dad

Name:

Date:

It is a cat.

Did you capitalize your sentence?

It is a cat.

Did you end your sentence with correct punctuation?

It is a cat.

Did you leave a finger space?



Do you have a setting and characters?

Checklist:

I am sad, dad.

Name:

Read. Write. Illustrate.

Date:

It is a cat.

Did you capitalize your sentence?

It is a cat.

Did you end your sentence with correct punctuation?

It is a cat.

Did you leave a finger space?



Do you have a setting and characters?

Checklist:

It is a ram, Sam.

Name:

Read. Write. Illustrate.

Date:

It is a cat.

Did you capitalize your sentence?

It is a cat.

Did you end your sentence with correct punctuation?

It is a cat.

Did you leave a finger space?



Do you have a setting and characters?

Checklist:

I eat jam and ham.

Name:

Date:

It is a cat. Did you capitalize your sentence?**It is a cat.** Did you end your sentence with correct punctuation?**It is a cat.** Did you leave a finger space? Do you have a setting and characters?**Checklist:**

He swam in the dam.
