

# VIRTUAL LEARNING WEEK AT A GLANCE

**April 1st-April 8th, 2020**

# DIRECT INSTRUCTION TIMES & GROUPS

## GROUP 1

**Jaivon**  
**Brooke**  
**Gabriel**

9:30-10:30

If it's possible, please print out worksheets provided in this presentation. If you are unable to print, the weekly handouts will be available at the school for you to pick up. They will also be available digitally here.

Have a pencil and extra piece of paper ready :)

## GROUP 2

**Sammy**                      **Polina**  
**Kyleigh**                    **Olivia**

10:45-11:45

If it's possible, please print out worksheets provided in this presentation. If you are unable to print, the weekly handouts will be available at the school for you to pick up. They will also be available digitally here.

Have a pencil and extra piece of paper ready :)

## GROUP 3

**Giovanni**                    **Colton**  
**Charlotte**                   **Adison**  
**Peyton**

12:00-1:00

If it's possible, please print out worksheets provided in this presentation. If you are unable to print, the weekly handouts will be available at the school for you to pick up. They will also be available digitally here.

Have a pencil and extra piece of paper ready :)

## Resource Time

Monday-Thursday @ 1:00-2:00

This session is for students who have questions or concerns regarding their assignments!

If you are unable to attend a session, please message me via ClassDojo and we can make up the session at a time that is convenient! This schedule is flexible!

# MATH

- ❑ Daily Instruction with your teacher on Zoom
- ❑ Practice Worksheet (Do with teacher on ZOOM)
- ❑ Prodigy Daily! (Math website)
- ❑ Review numbers 1-50 daily!

# READING

- ❑ Daily Instruction with your teacher on Zoom
- ❑ Skill worksheet (Do with teacher on ZOOM)
- ❑ Lexia Daily!
- ❑ Read Daily! (Epic Books are OK!)
- ❑ Review Letter sounds daily!

# ELA

- ❑ Writing worksheet (Do writing with teacher- finish drawing after ZOOM session)
- ❑ SpellingCity (try for one activity per day!)

## MONDAY-THURSDAY DAILY ASSIGNMENT OUTLINE

FRIDAY'S ARE RESERVED FOR TEACHER PLANNING TIME. STUDENTS MAY CATCH UP ON WORK, COMPLETE THEIR LEXIA AND PRODIGY LESSONS, AND READ BOOKS ON EPIC! OR



























STORYLINEONLINE.NET <3MRS. PINE

YOU CAN CHOOSE TO PRINT THE FOLLOWING MATERIALS FOR YOUR CHILDREN TO COMPLETE WITH ME (MRS. PINE) ON ZOOM, DURING THEIR SCHEDULED TIME!

YOU CAN ALSO TYPE ON THE SLIDES SHOULD YOU CHOOSE TO REMAIN DIGITAL! (ALTHOUGH PRINTED COPIES ARE PREFERRED!) THESE PACKETS ARE ALSO AVAILABLE AS A PAPER COPY AT THE FRONT OFFICE OF THE SCHOOL!



# Alphabet Chart

Aa 	Bb 		
Cc 	Dd 	Ee 	Ff 
Gg 	Hh 	Ii 	Jj 
Kk 	Ll 	Mm 	Nn 
Oo 	Pp 	Qq 	Rr 
Ss 	Tt 	Uu 	Vv 
Ww 	Xx 	Yy 	Zz 

# Numbers 1-50

1	2	3	4	5	6	7	8	9	10
---	---	---	---	---	---	---	---	---	----

11	12	13	14	15	16	17	18	19	20
----	----	----	----	----	----	----	----	----	----

21	22	23	24	25	26	27	28	29	30
----	----	----	----	----	----	----	----	----	----

31	32	33	34	35	36	37	38	39	40
----	----	----	----	----	----	----	----	----	----

41	42	43	44	45	46	47	48	49	50
----	----	----	----	----	----	----	----	----	----



Name: \_\_\_\_\_

Each sentence begins with a capital letter and ends with a period (full stop). Put your finger on the capital letter at the beginning and follow along as you listen. Then, answer the questions below.

## Pia Piglet

1



Pia Piglet jumped out of the plane.

2




Pia's pink parachute opened up.

3



Pia Piglet landed safely on the grass.

- What happened in the story? Retell this story using the pictures to help you remember the important details.
- What part did you like the most?  the picture that shows the best part.

★ Listen and look for the spaces between words as an adult reads the story again. Jump or clap for each word you hear.



Name: \_\_\_\_\_

Each sentence begins with a capital letter and ends with a period (full stop). Put your finger on the capital letter at the beginning and follow along as you listen. Then, answer the questions below.

## Carlos the Cat

1




Carlos the cat baked a cake.

2




Carlos put the cake in a big box.

3



Carlos the cat gave the cake to his friend.

- What happened in the story? Retell this story using the pictures to help you remember the important details.
- What part did you like the most?  the picture that shows the best part.

★ Listen and look for the spaces between words as an adult reads the story again. Jump or clap for each word you hear.





Name: \_\_\_\_\_

Look at each row and say the words in the first box. Blend the two words together to make a new word. Circle or



1

2

3

4

1. light + house, houseboat, lighthouse, airplane; 2. gum + ball, seagull, gumball, soccer ball; 3. hot + dog, hotdog, hamburger, doughnut; 4. pan + cake, pancake, cupcake, pancake


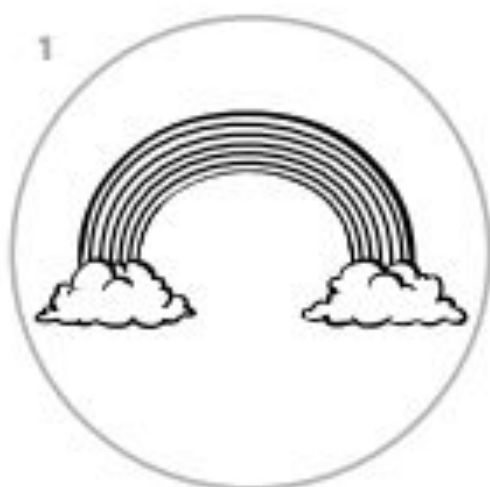
★ Name the pictures you did not




Name: \_\_\_\_\_

Look at the picture in each circle. Say the word in parts. Circle the pictures of the small words that you hear.

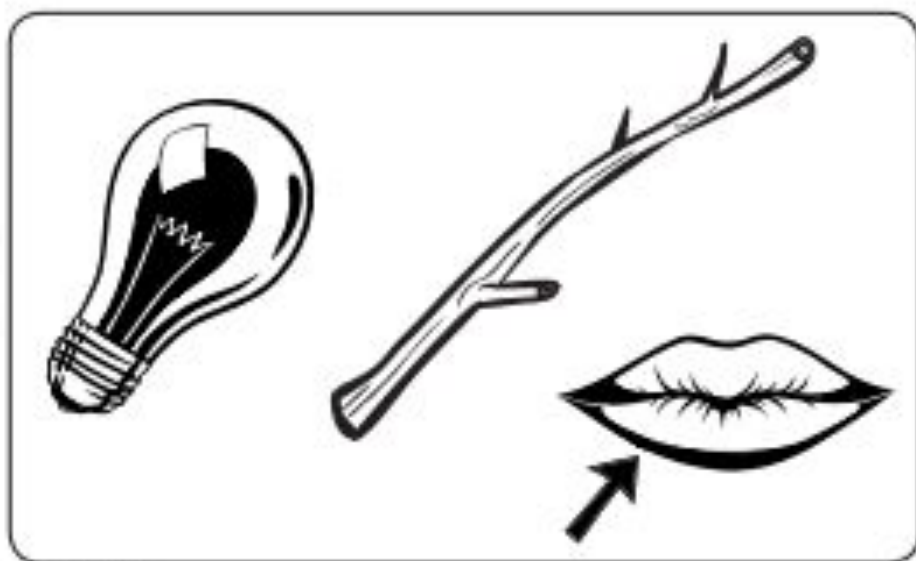
1



2



3



1. RAINBOW: rain, sun, bow; 2. FIREMAN: fire, fan, man; 3. LIPSTICK: light, stick, lip


★ Count the number of syllables in each circled word. Write the number in the circle.




Name: \_\_\_\_\_

Look at the picture in each circle. Say the word in parts. Circle the pictures of the small words that you hear.


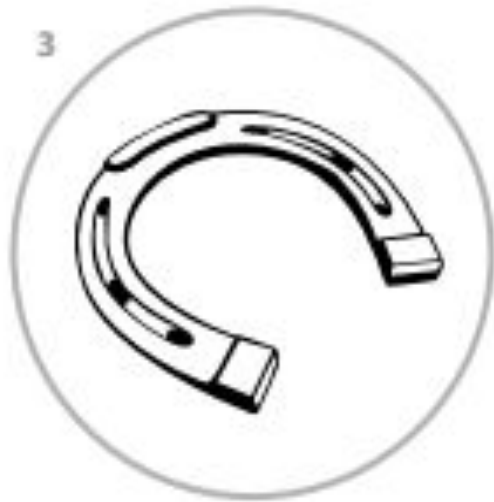
1



2





3



1. SEAHORSE: man, horse, sea; 2. STARFISH: fish, star, boat; 3. HORSESHOE: house, shoe, horse

★ Count the number of syllables in each circled word. Write the number in the circle.

Circle the one that has less:



Match the coin to the amount:



1¢

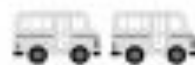


10¢



5¢

Circle the correct number of items:



2

4



2

1



3

4



2

5



4

2




Circle the correct value for each coin:

Color the group that has less:




10¢


5¢

1¢



10¢







10¢

5¢



Look at each pattern. Circle the picture that will come next:

Circle the correct coin:


nickel



penny



dime



dime



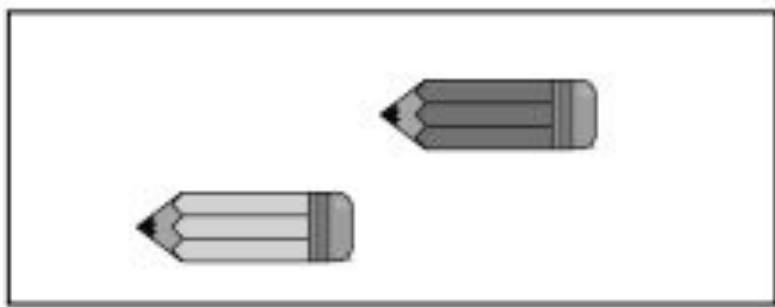
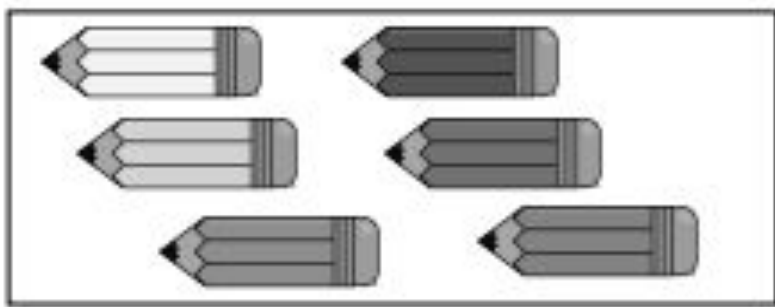


penny




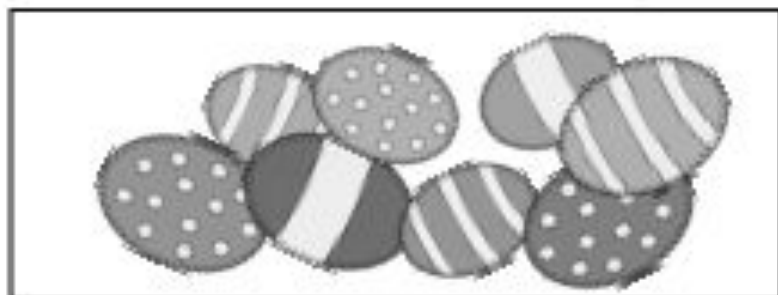
nickel



Circle the one that has less:



Circle the one that has less:



Color all of the dimes:



Write the number words:

**eight**

eight

**seven**

seven

**ten**

ten

**four**

four

Write the number words:

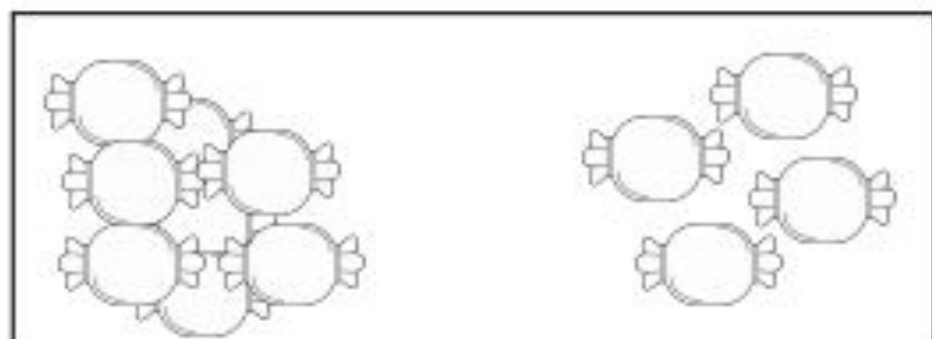
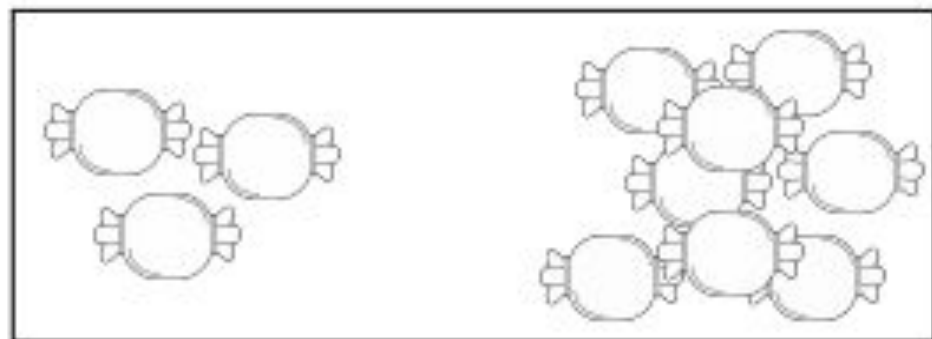
7 7

6 6

8 8

5 5

Color the group that has less:



Circle the name of each coin:



dime

nickel



nickel

penny



quarter

penny



Name:

Read. Write. Illustrate.

Date:

It is a cat.

Did you capitalize your sentence?

It is a cat.

Did you end your sentence with correct punctuation?

It is a cat.

Did you leave a finger space?



Do you have a setting and characters?

Checklist:

He is a glad dad

Name:


Read. Write. Illustrate.

Date:

**It is a cat.**  Did you capitalize your sentence?


**It is a cat.**  Did you end your sentence with correct punctuation?

**It is a cat.**  Did you leave a finger space?

  Do you have a setting and characters?

**Checklist:**

I am sad, dad.



Name:

Read. Write. Illustrate.

Date:

It is a cat.

Did you capitalize your sentence?

It is a cat.

Did you end your sentence with correct punctuation?

It is a cat.

Did you leave a finger space?



Do you have a setting and characters?

Checklist:

It is a ram, Sam.

Name: \_\_\_\_\_

Read. Write. Illustrate.

Date: \_\_\_\_\_

It is a cat.

Did you capitalize your sentence?

It is a cat.

Did you end your sentence with correct punctuation?

It is a cat.

Did you leave a finger space?



Do you have a setting and characters?

Checklist:

I eat jam and ham.

Name:

---

---

Date:

---

---

It is a cat.

Did you capitalize your sentence?

It is a cat.

Did you end your sentence with correct punctuation?

It is a cat.

Did you leave a finger space?



Do you have a setting and characters?

Checklist:

He swam in the dam.

---

---

---

---

---

---